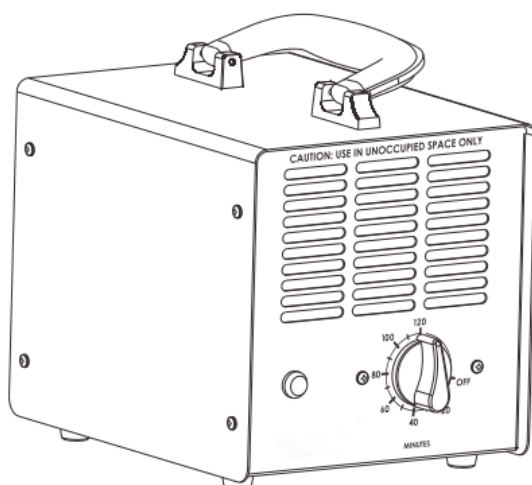

HE-160A

Commercial Air Purifier





OWNER'S MANUAL

Please read all of the information provided in this owner's manual before operating your new Commercial Air purifier.

WARNING

This air unit is not a medical device. Do not stop or alter any medical therapy programs or medications without the advice of your physician. Excessive ozone concentrations may cause mucous membrane or respiratory irritation.

	CAUTION	
	RISK OF ELECTRICAL SHOCK DO NOT OPEN	
	ATTENTION	
<p>CAUTION: TO REDUCE THE RISK OF ELECTRICAL SHOCK, DO NOT REMOVE COVER. NO USER SERVICEABLE PARTS INSIDE. REFER SERVICING TO QUALIFIED SERVICE PERSONNEL.</p>		

This “bolt of lightning” indicates that uninsulated material within your unit may cause an electrical shock. For the safety of everyone, do not remove product covering.

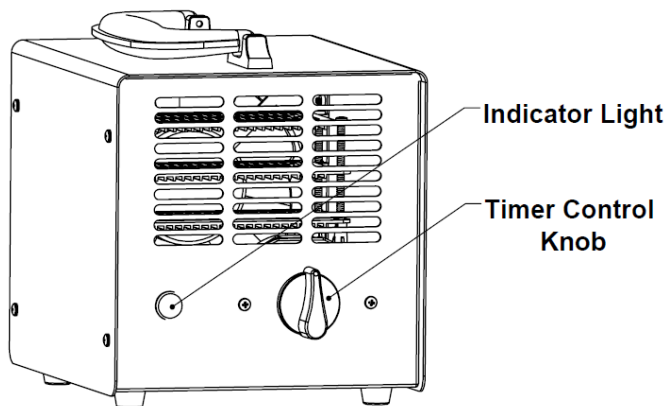
INTRODUCTION

This commercial air purifier is an advanced and convenient contaminant remediation product. High-powered oxidation in a compact, light weight, rugged and simple design. Utilizing controlled corona discharge ozone technology developed specifically to reduce odors and smoke in unoccupied spaces, ideal for treatment for homes, office, automobiles & boats and More!

SPECIFICATIONS

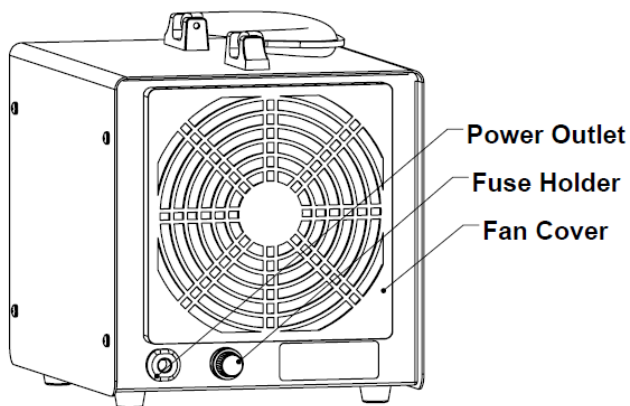
Model:	HE-160A
Rated Voltage:	Europe AC 220-240V/50-60Hz USA/Japan AC 100-120V/50-60Hz
Power Consumption:	120 W
Ceramic Plate Size (3 pieces):	104 X50mm
Air Volume:	Max 100 CFM(2.80 M ³ /min)
Active Oxygen:	15000 mg/h
Sound Level:	45 dB
Product size:	L200Xw160xH180mm
Net Weight:	2.69 Kgs(5.92Lbs)

Operating the Ozone Generator Air Purifier (Front View)



PART	FUNCTION
Timer Control Knob	Turn clockwise to set the timer for timed operation up to 3 hours .
Indicator Light	Illuminates when unit is in operation.

(Back View)



PART

FUNCTION

Ozone Plate	Insertion in plate receiver slots.
Fuse Holder	Houses removable fuse. (Spare fuse included, 2 amp, 0.79 inch in length)
Power Cord	220~240 Volt grounded cord for Europe, 100-120 Volt for USA.

OPERATION

The ozone generator is designed to remove odors in unoccupied spaces. The unit has a timer that will enable it to run for a maximum duration of 120 minutes. The timer will then shut the commercial air purifier off. You should allow 40 minutes before returning to the treated area.

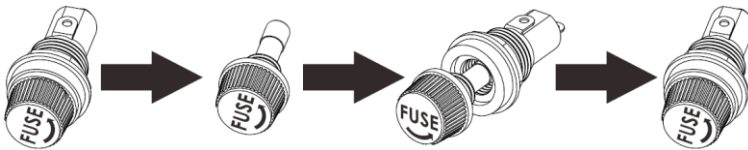
To operate the Ozone Generator Air Purifier:

- Close off the desired area to be treated.
- Remove all occupants and pets.
- Position the unit as close as possible to the odor source.
- In such environments as motels that have individual heating and cooling systems, turn the fan on and set on re-circulate.
- Set timer to desired time and leave the room.
- Allow 40 minutes before re-entering the treated space.
- Return to space & ventilation area.

TROUBLESHOOTING

If you suspect a problem with your unit check the following:

- Unit is plugged in properly.
- Ceramic plates are clean and dry.
- There are no cracks in plates and each plate is flush with back of unit.
- It's important that the Clean Air ozone generator be properly grounded to avoid potential shock.
- Fuse is installed properly and in good condition. To replace fuse, pull out the plastic fuse holder, remove old fuse and insert new fuse. Replacement fuse must be 2 amp (0.79 inch). Refer to picture at follows:



Caution: No attempt should be made to remove a panel of the cabinet, as there are no user serviceable parts. Opening the unit will void all warranties.

SERVICE AND WARRANTY

On the entire device 1 years from date of purchase except wearing parts,
such as ceramic plates.

(Ozone plate life: 6000 hours) Ozone plate are the consumables, no
warranty, with normal damage.